

Income Inequality, Poverty, and Human Flourishing

ANNE BRADLEY, Ph.D.

*Academic Director, The Fund for American Studies, VP of Economic
Initiatives, Institute for Faith Work and Economics
Professor, Institute for World Politics*

abradley@tifwe.org

Shalom is human health and wholeness...resulting in strength, fertility and longevity...the vision of shalom is at the core of God's redeeming work....



Flourishing (Shalom) is the Goal

Economic Realities

- We live in world of scarce resources that have multiple and competing ends
 - Prices help us allocate
 - Our decisions bring costs
- Incentives matter for human decision-making
- When we focus on our gifts we better serve others

INCOME INEQUALITY: WHAT DOES IT TELL US?



WHERE WOULD YOU WANT TO LIVE?

Country A

GINI Score

.278

Country B

GINI Score

.457

WHERE WOULD YOU LIVE?

GINI Score

.278

Afghanistan

GINI Score

.457

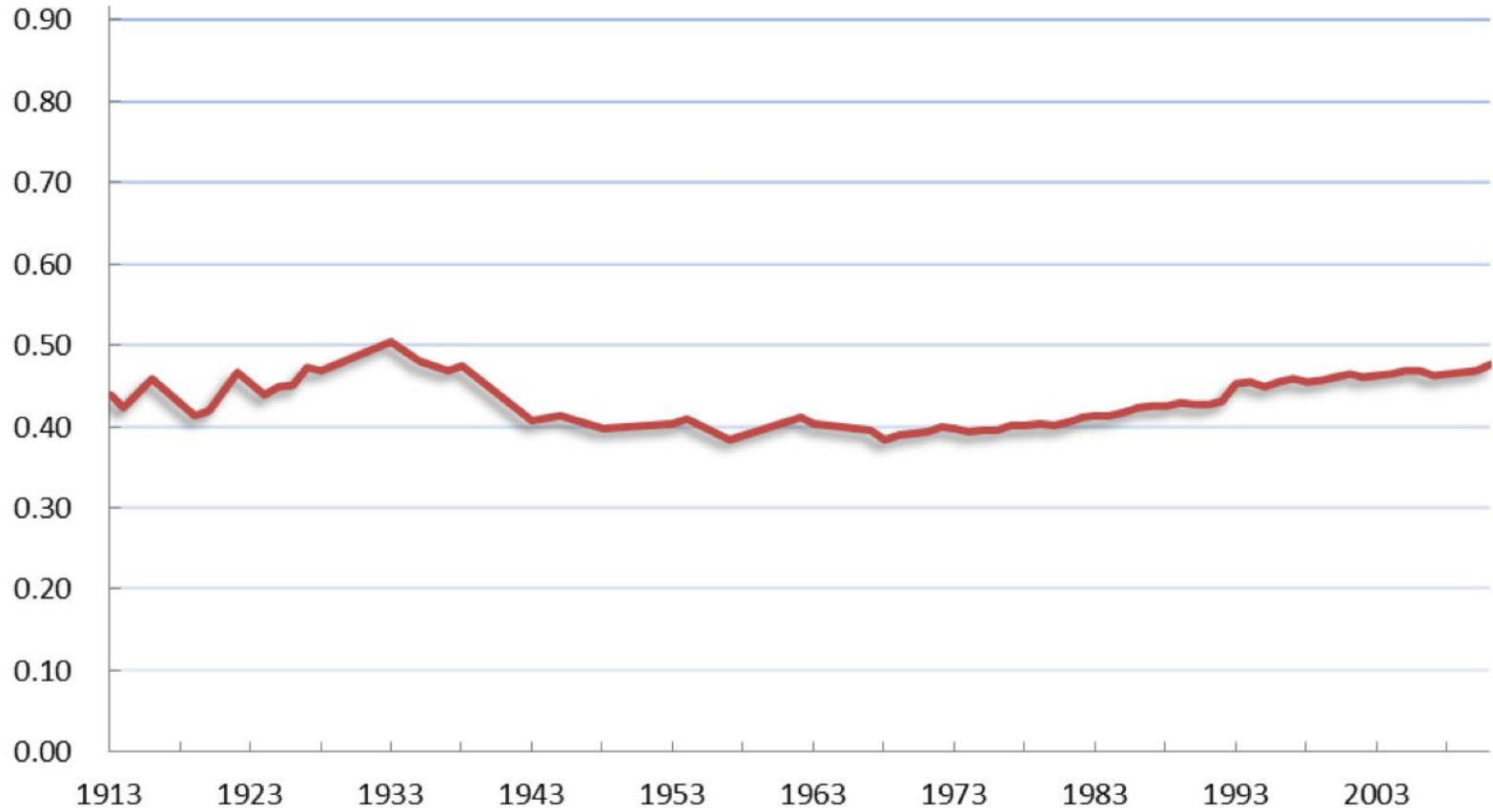
United States

- How are people doing?
- What are the consumption capabilities of the poor?
- What does it take to no longer be poor?
- What does “good” look like?

What does the Gini tell us?

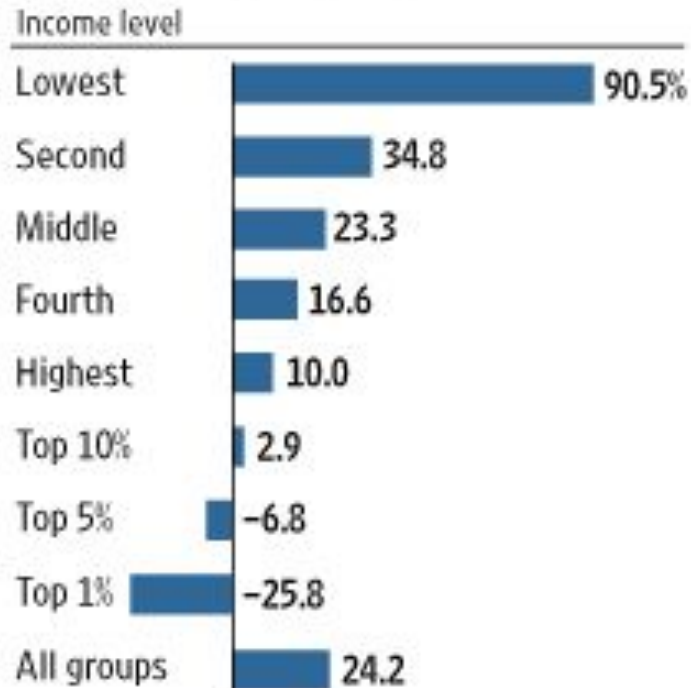
US INCOME INEQUALITY

GINI INDEX | 1913-2011



U.S. Income Mobility

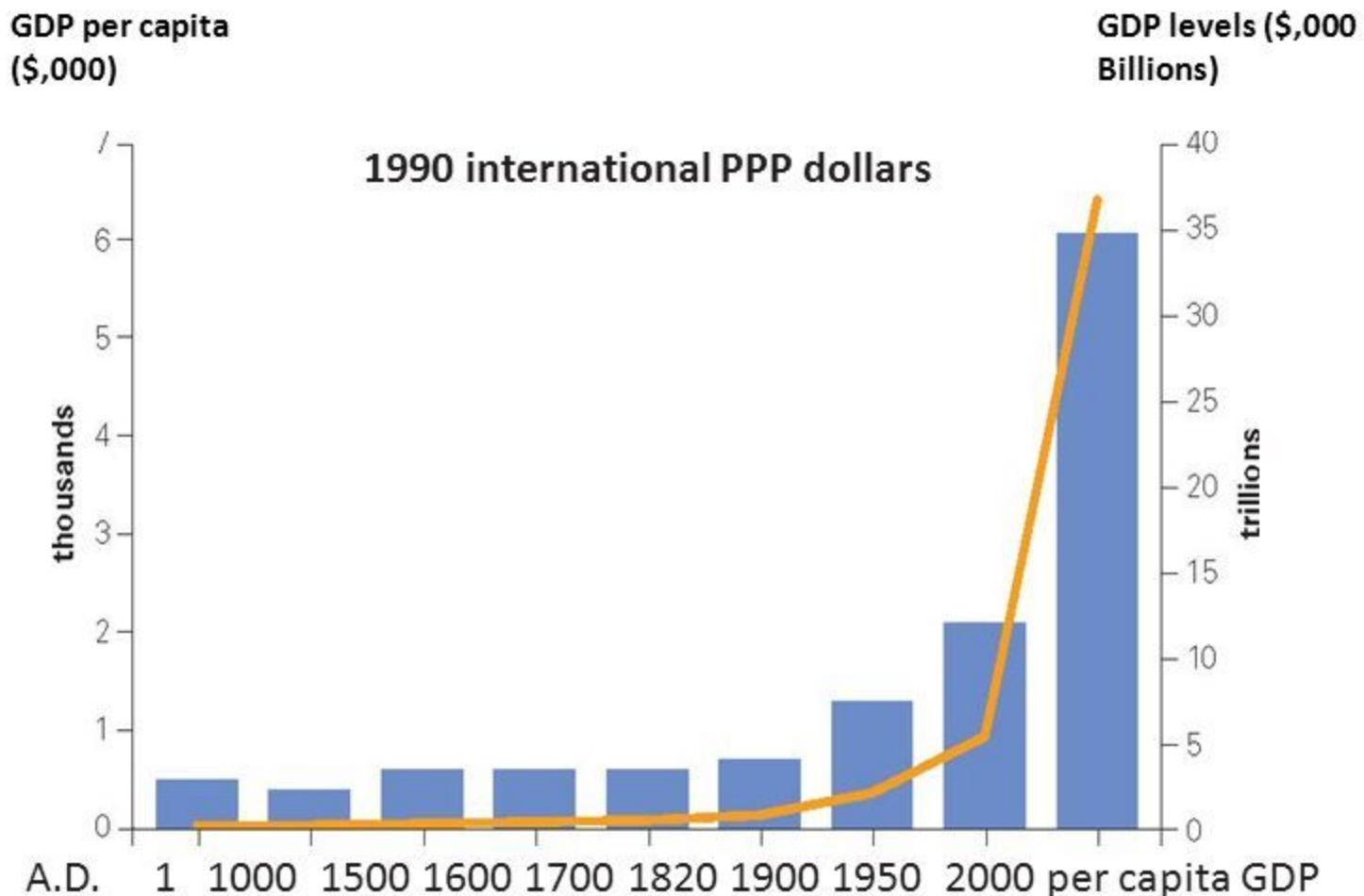
Percentage change in median income from 1996 to 2005, by 1996 income quintile, in 2005 dollars:



Source: Treasury Dept., 2007

Income Mobility Trends

Affluence: Evolution of Global GDP and Per Capita GDP



Source: Data from: Maddison, Angus. 2001. *The World Economy: A Millennial Perspective*. Paris: OECD.

World Population

